


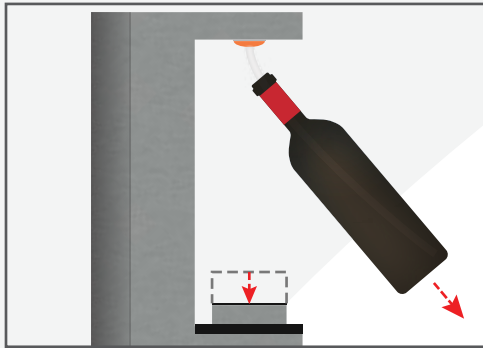
# QUICK START | LOAD NEW BOTTLE



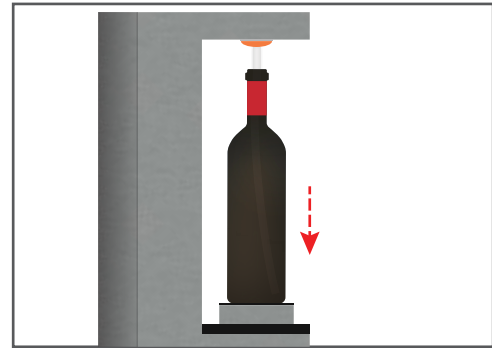
1| **Remove** foil to below lip and then **remove** the cork.



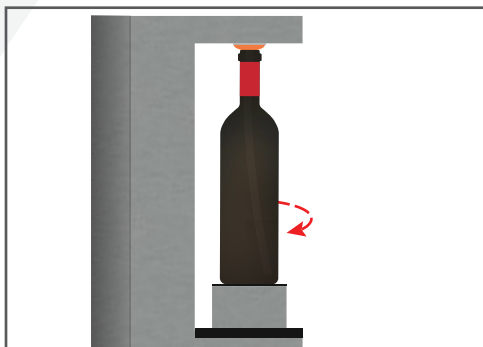
2| **Press** “Z” button for 1 second until “F1” is displayed. **Press** “Z” again to select.



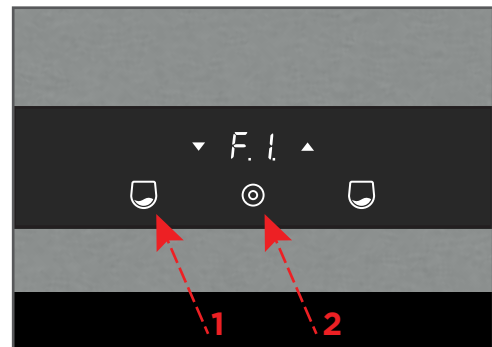
3| **Firmly push** spring powered piston down to lock in lowered position. Then **remove** empty bottle.



4| **Place** new bottle in position. **Firmly push** bottle down to unlock spring lifter to lift bottle.



5| Once in place **twist** bottle 45 degrees in each direction to confirm a good seal.



6| **Press** Medium Pour over new bottle then **hold** “Z” button 1 second to exit function menu.